

GAME-CHANGING SAMPLING DEVICES

[374 million new cases of curable sexually transmitted infections occurred in 2021 (WHO estimates)]

TOWARDS A WORLD WITHOUT SEXUALLY TRANSMITTED INFECTIONS

Sexually transmitted infections (STI's) continue to be an important cause of morbidity and mortality worldwide. Screening can reduce the burden. But many populations face barriers to screening: lack of services and transport, stigma, confidentiality concerns, cost and lack of knowledge and awareness about STI's.¹

Improvements in screening rates for STI's can be achieved with home-based screening methods using self-collected samples such as first-void urine. As the concentration of *Chlamydia* sharply decreases during urination, it is important to use the first fraction of urine.²



70% OF COUNTRIES HAVE STI SURVEILLANCE SYSTEMS IN PLACE



SUITED FOR AT HOME COLLECTION



SUITED FOR TELEHEALTH SERVICES



COLLI-PEE® An innovative approach to improve the quality of STI testing

Urine testing with Nucleic Acid Amplified Tests (NAATs) is at least as sensitive as testing with endocervical specimens, clinician- or self-collected vaginal specimens, or urethral specimens in clinical settings. **Screening for Chlamydia and Gonorrhea US Preventive Services Task Force Recommendation Statement**³

Benefits of urine sampling with Colli-Pee®:

- Guaranteed and standardized first-void urine collection
- Allows hygienic and non-invasive self-sampling (at home)
- No need to interrupt the urine flow
- Collector tube can be prefilled with preservative

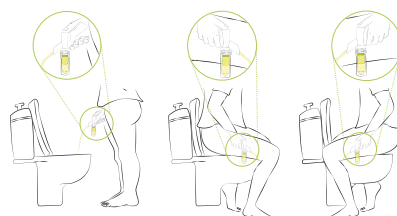
[A recent review reported that home-based STI screening resulted in up to 11 times higher testing rates compared to the clinic-based screening]⁴



1. Uncap



2. Assemble



3. Collect first-void urine



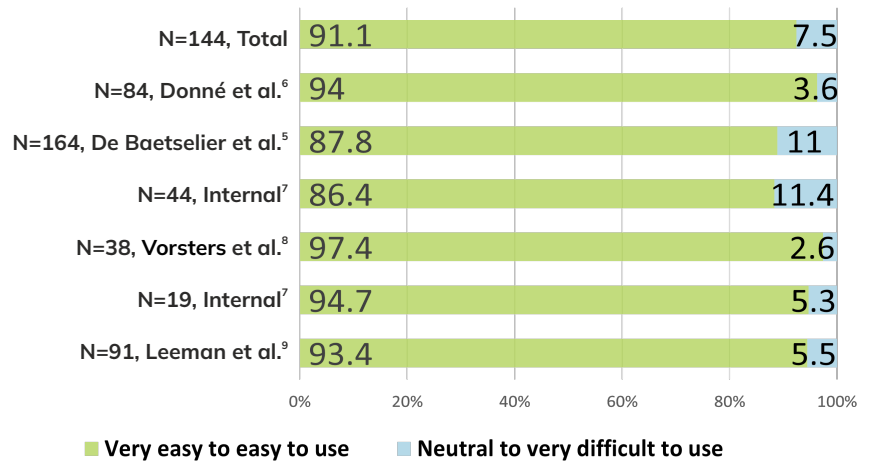
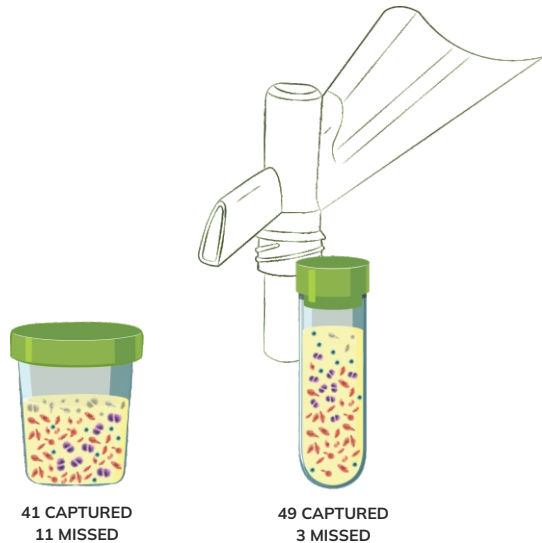
4. Disassemble



5. Recap

COLLI-PEE® Outperforms routine urine collection for the detection of STI's

During an evaluation of home based samples collected with Colli-Pee®* versus a clinic-based urine collection cup, 11 additional infections were found in home-based samples collected with Colli-Pee®. 3 *Chlamydia trachomatis* (CT), 2 *Neisseria gonorrhoeae* (NG), 6 *Mycoplasma genitalium* (MG) infections, compared to the clinic-collected samples. A total of three STIs (1 CT and 2 MG infections) were not detected in the home-based sample.⁵



[Colli-Pee® is more convenient for first-void urine collection at home and allows to detect more STI's.]

From 440 participants of different clinical trials, the majority found CP easy to very easy to use.

*Research done in Europe with Colli-Pee® prefilled with UCM® preservative. In the USA Colli-Pee® UCM® is available in RUO version.



**GUARANTEED
FIRST-VOID**



**STANDARDIZED
SELF-SAMPLING**



**USER
FRIENDLY**

COLLI-PEE® For standardized & volumetric first-void urine collection

Colli-Pee® Small Volumes tubes are **compatible with high-throughput instruments** and can streamline the pre-analytical process, shorten turnaround time, minimize errors as well as reduce costs.

Collector tubes can be prefilled with a preservative improving transport and storage of urine at room temperature.



Successful automation starts with sampling



Step 1

First-void urine collection by patient



Step 2

Molecular Analysis

WORKFLOW WITH COLLI-PEE SMALL VOLUMES



Postal kits offer a compact solution to collect a urine sample at home, as well as effective delivery of the sample for analysis to a laboratory.



1. Hengel B et al. BMC Public Health 2013
2. Meyer T. Microorganisms 2016
3. Screening for Chlamydia and Gonorrhoea US Preventive Services Task Force Recommendation Statement. JAMA. 2021
4. Shih SL et al. Curr Opin Infect Dis. 2011
5. De Baetselier et al. BMJ Open 2019
6. Donné et al, IUSTI World 2019
7. Internal data not published
8. Vorsters et al. Int J Mol Sci 2016
9. Leeman et al. BJOG 2017